

This Excel workbook has several "sheets" devoted to statewide information about financial matters affecting school districts. All of these sheets can be easily sorted by any field, to display only a selected group of districts. Enter your USD number in the blue box below and then print this directory sheet.

Enr Wts: Data is included here on all 289 districts, arranged in USD number order. The fields of data are self explanatory and show amounts from the determination of enrollments and weighting factors in the General Fund Budget authority total.

GF and LOB: Data is included here on all 289 districts, arranged in USD number order. The fields of data are self explanatory and show amounts from the General Fund, the LOB, and Special Education State aid. The LOB % Actually Used figure is calculated; LOB % Authority is an entered value. As with other sheets, scroll to the right to find county, KASB Region, KNEA uniserve, or high school league to sort on.

Property Tax and Debt: Data is included here on all 289 districts, arranged in USD number order. The fields of data are self explanatory and show amounts from the referenced school year for property valuation, indebtedness, property tax mill levies and bonded debt payments.

State Aid: Data is included here on all 289 districts, regardless of how much state aid is received. Dollar amounts and percentages are shown. State aid formulae are different, from one type of aid to another, and so varying percentages may reflect different systems for determining state aid.

Your District Financial Data: Enter your USD number here:

District Name:

5,949.2	September 20th Count
5,949.2	Declining Enrollment Adjusted
11,029.7	Total Weighted Enrollment

\$43,423,929	General Fund Budget
\$14,678,163	LOB Authorized
\$14,127,851	LOB Actually Used
\$57,551,780	Total General Fund: GF + LOB

\$190,051,852	Total Property Valuation
273	Valuation Per Pupil Statewide Rank

\$45,658,600	Indebtedness as of July 1, 2010
\$5,160,370	Bond and Interest Payments

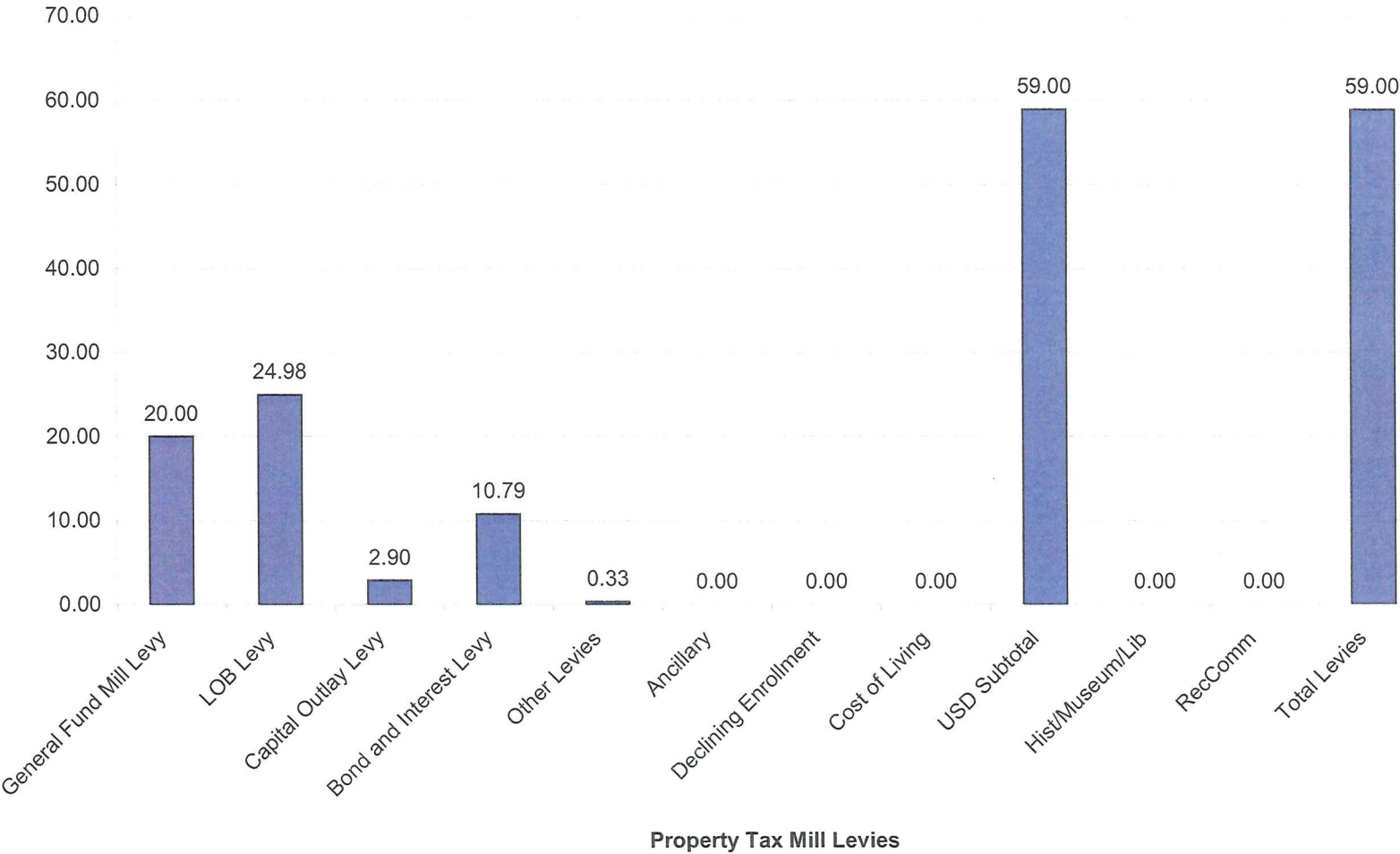
20.00	General Fund Mill Levy	0.00	Cost of Living
24.98	LOB Levy	59.00	USD Subtotal
2.90	Capital Outlay Levy	0.00	Hist/Museum/Lib
10.79	Bond and Interest Levy	0.00	RecComm
0.33	Other Levies	59.00	Total Levies
0.00	Ancillary		
0.00	Declining Enrollment		

\$39,939,135	General State Aid + Special Ed + AARA
92.0%	% of GF
\$8,839,360	LOB State Aid
62.6%	% of LOB
\$2,631,789	Bond and Interest State Aid
13.85	B & I State Aid as Mill Levy Equivalent

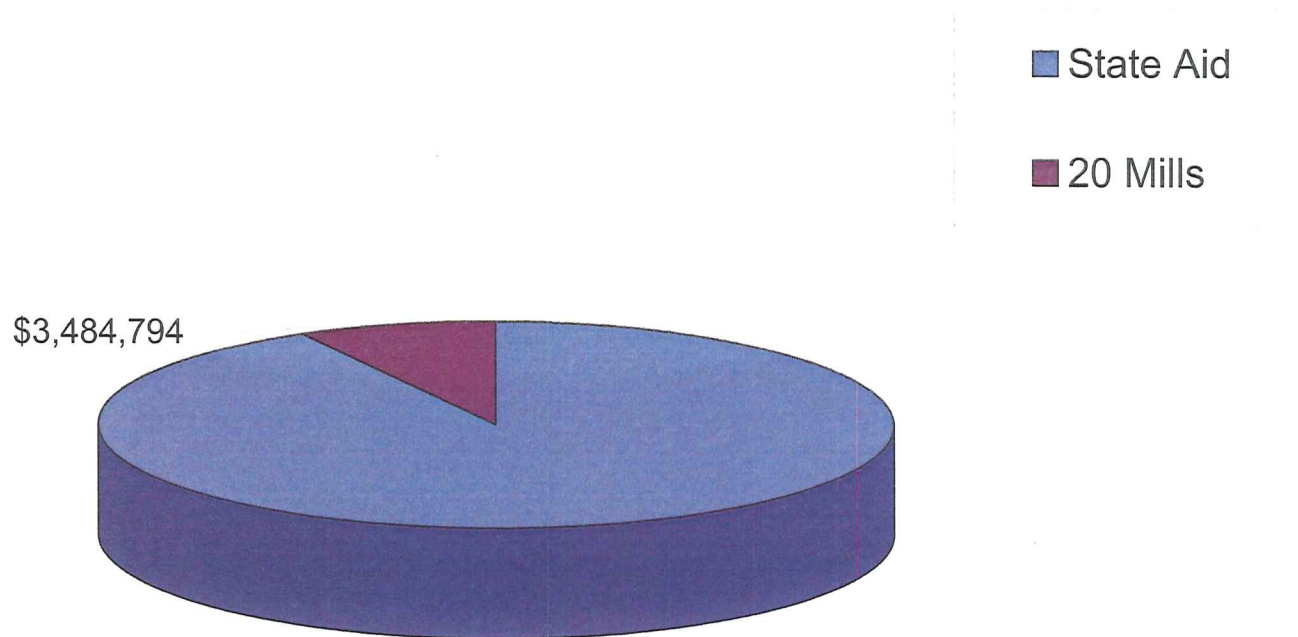
Pie Charts: After you have entered your USD number in the blue cell above, note the various pie charts in the database which show how much of your district's Total GF is GF and how much is LOB, and how much of your GF is State Aid, and how much of your LOB is State Aid



Dodge City

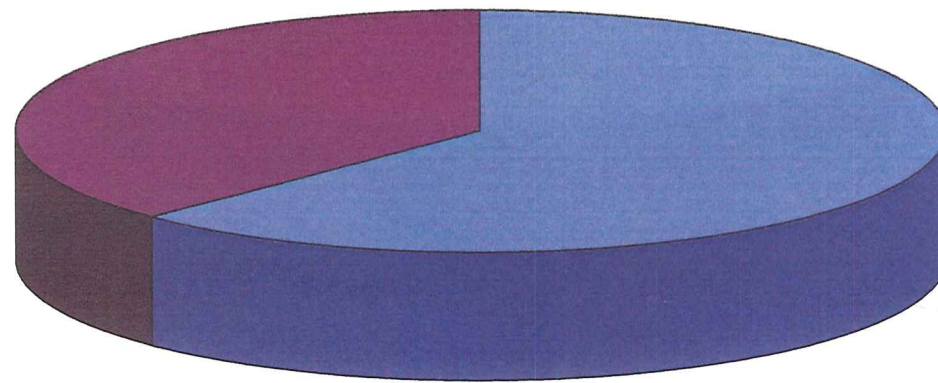


Dodge City



State Aid + Local Property Tax Levy of 20 mills = General Fund (GF)

Dodge City



\$8,839,360

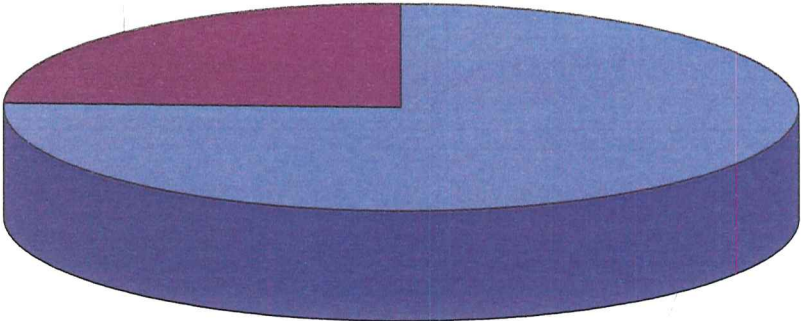
■ State Aid

■ LOB Levy

State Aid + LOB Levy = LOB

Dodge City

\$14,127,851



■ GF ■ LOB

Total General Fund = General Fund + LOB
\$43,423,929