


Shelley King



Division of Fiscal & Administrative Services

785-296-3871
785-296-0469 (fax)

120 SE 10th Avenue • Topeka, KS 66612-1182 • 785-296-6338 (TTY) • www.ksde.org

September 22, 2010

Mr. Kent Olson, Director
Division of Accounts and Reports
900 S.W. Jackson Room 351-S
Topeka, Kansas 66612

Dear Mr. Olson:

In accordance with KSA 72-3814c, the State Board of Education is required to certify to the Director of Accounts and Reports the entitlements of school districts for computation of the School District Capital Outlay State Aid program.

The certification amount for the 2009-10 school year is listed on the attached computer printout.

Feel free to contact this office if you have questions concerning this certification.

Sincerely,

Dale M. Dennis, Deputy
Commissioner of Education

DMD:tjm

h:ksde:Olson—Certification of CO—9-22-10

Olson
EXHIBIT NO. *36*
5/16/11 LA
APPINO & BIGGS

**PLAINTIFFS'
EX. 408**

9/21/2010			Col 1	Col 2	Col 3	Col 4	Col 5	Col 6
USD No.	County Name	USD Name	2009-10 FTE Enrollment (Includes MILT)	2009-10 Capital Outlay Mill Levy	2009-10 Total Assd. Valuation	2009-10 Capital Outlay Taxes Levied	2009-10 Capital Outlay Aid Rate	2009-10 Capital Outlay Aid (Col 4 X Col 5)
256	Allen	Marmaton Valley	398.5	0.00	14,518,728	0	0.3900	0
257	Allen	Iola	1,900.9	5.00	50,061,211	250,306	0.4700	117,644
258	Allen	Humboldt	528.5	5.03	25,624,761	128,893	0.3900	42,535
365	Anderson	Garnett	1,100.9	3.99	59,202,055	236,216	0.3000	70,865
479	Anderson	Crest	224.5	0.00	13,100,521	0	0.2000	0
377	Atchison	Atchison County	664.6	0.00	59,824,555	0	0.2700	0
409	Atchison	Atchison	1,732.1	4.00	81,486,496	325,946	0.3300	107,562
254	Barber	Barber Co.	454.5	4.02	63,284,990	274,506	0.0000	0
255	Barber	South Barber Co.	227.5	8.11	54,547,867	436,383	0.0000	0
354	Barton	Claffin	210.5	4.00	22,489,391	89,958	0.0000	0
355	Barton	Ellinwood	406.7	0.00	90,922,057	0	0.0700	0
428	Barton	Great Bend	3,038.7	0.00	137,935,912	0	0.3700	0
431	Barton	Holsington	622.4	0.00	35,688,404	0	0.1600	0
234	Bourbon	Ft. Scott	1,890.8	2.29	76,819,298	175,916	0.4400	77,403
235	Bourbon	Uniontown	437.6	0.00	13,495,645	0	0.5200	0
415	Brown	Hlawatha	835.9	3.95	67,061,991	264,892	0.0700	18,542
430	Brown	Brown County	617.2	0.00	20,733,403	0	0.5200	0
205	Butler	Bluestem	537.0	3.98	28,533,723	113,556	0.3300	37,474
206	Butler	Remington-Whitewater	524.0	0.00	33,619,855	0	0.1600	0
375	Butler	Circle	1,628.2	5.50	158,980,280	874,392	0.0000	0
385	Butler	Andover	4,699.5	7.00	269,153,506	1,842,075	0.3000	552,622
394	Butler	Rose Hill	1,724.7	4.40	57,694,088	253,854	0.5000	126,927
396	Butler	Douglass	736.8	0.00	24,163,581	0	0.5200	0
402	Butler	Augusta	2,179.5	5.00	79,216,165	475,297	0.4700	223,390
490	Butler	El Dorado	1,993.0	5.00	154,858,931	774,295	0.0500	38,715
492	Butler	Flinthills	284.5	3.99	14,666,988	58,521	0.3200	18,727
284	Chase	Chase County	405.1	5.02	38,722,190	194,385	0.0000	0
285	Chautauqua	Cedar Vale	144.0	0.00	6,689,653	0	0.3100	0
286	Chautauqua	Chautauqua	367.5	0.00	17,982,244	0	0.3300	0
404	Cherokee	Riverton	794.5	0.00	29,027,453	0	0.4900	0
493	Cherokee	Columbus	1,113.0	4.01	55,373,436	222,017	0.3400	75,496
499	Cherokee	Galena	756.5	0.00	13,308,156	0	0.6500	0
508	Cherokee	Baxter Springs	927.0	0.00	25,172,788	0	0.5600	0
103	Cheyenne	Cheylin	137.0	3.00	14,737,460	44,212	0.0000	0
297	Cheyenne	St. Francis	286.3	3.95	35,639,406	140,776	0.0000	0
219	Clark	Minneola	261.1	4.00	21,886,906	87,548	0.0500	4,377
220	Clark	Ashland	221.0	1.85	35,177,796	65,079	0.0000	0
379	Clay	Clay Center	1,959.3	0.00	67,469,990	0	0.3400	0
333	Cloud	Concordia	1,067.7	3.99	46,227,109	184,446	0.4000	73,778
334	Cloud	Southern Cloud	255.6	4.03	18,118,162	73,016	0.0500	3,651
243	Coffey	Labo-Waverly	526.0	0.00	24,079,769	0	0.3900	0
244	Coffey	Burlington	823.0	4.00	341,076,192	1,364,805	0.0000	0
245	Coffey	LeRoy-Gridley	246.5	3.93	18,633,182	73,228	0.0400	2,929
300	Comanche	Comanche County	317.1	3.99	53,284,643	212,606	0.0000	0
462	Cowley	Central	347.0	6.09	11,729,798	71,434	0.4800	34,289
463	Cowley	Udall	362.5	0.00	15,560,650	0	0.4500	0
465	Cowley	Winfield	2,348.6	7.43	97,538,983	724,715	0.4400	318,874
470	Cowley	Arkansas City	2,628.9	0.00	79,627,865	0	0.5400	0
471	Cowley	Dexter	151.2	0.00	5,958,428	0	0.4800	0
246	Crawford	Northeast	561.5	0.00	16,348,877	0	0.5300	0
247	Crawford	Cherokee	657.0	0.00	26,654,477	0	0.4600	0
248	Crawford	Girard	1,008.8	4.00	33,857,376	135,430	0.4900	66,360
249	Crawford	Frontenac	850.0	0.00	24,202,001	0	0.5500	0
250	Crawford	Pittsburg	2,700.2	3.92	143,022,870	560,650	0.0000	151,375
294	Decatur	Oberlin	358.0	6.00	29,517,201	177,103	0.0000	0
393	Dickinson	Solomon	369.0	0.00	20,444,993	0	0.3100	0
495	Dickinson	Abilene	1,526.7	4.03	74,751,797	801,250	0.3300	99,412

9/21/2010			Col 1	Col 2	Col 3	Col 4	Col 5	Col 6
			2009-10	2009-10	2009-10	2009-10	2009-10	2009-10
USD No.	County Name	USD Name	FTE Enrollment (Includes Mil.T)	Capital Outlay Mill Levy	Total Assd. Valuation	Capital Outlay Taxes Levied	Capital Outlay Aid Rate	Capital Outlay Aid (Col 4 X Col 5)
473	Dickinson	Chapman	969.7	3.99	60,154,884	240,016	0.2200	52,004
481	Dickinson	Rural Vista	419.9	0.00	23,127,605	0	0.2900	0
487	Dickinson	Harlington	510.1	0.00	18,466,957	0	0.4800	0
111	Doniphan	Doniphan West Schools	373.1	0.00	85,268,973	0	0.3200	0
406	Doniphan	Wathona	409.5	0.00	18,385,045	0	0.4000	0
429	Doniphan	Troy	347.0	0.00	15,804,071	0	0.3800	0
486	Doniphan	Elwood	300.2	0.00	12,283,756	0	0.4300	0
348	Douglas	Baldwin City	1,936.6	7.99	79,555,720	587,710	0.2900	170,436
191	Douglas	Eudora	1,454.0	4.00	56,554,476	226,218	0.4300	97,274
497	Douglas	Lawrence	10,604.9	5.97	963,038,628	5,749,341	0.0000	0
347	Edwards	Kinsley-Offerte	357.5	1.60	26,324,937	42,119	0.0000	0
502	Edwards	Lewis	109.0	0.00	17,351,440	0	0.0000	0
282	Elk	West Elk	986.0	3.96	18,661,764	73,901	0.2900	21,431
283	Elk	Elk Valley	190.6	0.00	12,681,353	0	0.1900	0
388	Ellis	Ellis	392.6	5.98	80,472,898	182,225	0.0000	0
432	Ellis	Victoria	257.0	8.00	28,387,995	225,499	0.0000	0
489	Ellis	Hays	2,839.3	8.00	241,870,289	1,934,962	0.0000	0
327	Ellsworth	Ellsworth	622.0	3.97	93,220,123	131,884	0.3300	43,522
328	Ellsworth	Lorraine	410.3	1.99	64,199,186	127,796	0.0000	0
363	Finney	Holcomb	939.8	3.50	176,932,368	619,263	0.0000	0
457	Finney	Gardner City	6,930.3	4.00	315,393,821	1,261,575	0.3700	466,783
381	Ford	Spearville	958.0	0.00	16,870,206	0	0.3700	0
443	Ford	Dodge City	5,308.5	3.99	183,366,854	731,632	0.5200	980,449
459	Ford	Bucklin	244.7	4.00	28,269,758	113,079	0.0000	0
287	Franklin	West Franklin	700.5	3.99	37,583,129	149,977	0.2900	43,493
288	Franklin	Central Heights	531.5	0.00	22,299,949	0	0.4200	0
289	Franklin	Wellsville	842.7	7.99	44,571,482	356,126	0.3000	106,838
290	Franklin	Ottawa	2,439.8	3.99	117,721,270	469,708	0.3400	159,701
475	Geary	Junction City	7,803.4	0.00	200,843,265	0	0.5700	0
291	Gove	Grimell	73.8	3.98	14,220,956	56,599	0.0000	0
292	Gove	Wheatland	102.0	0.00	10,585,720	0	0.0000	0
293	Gove	Quinter	266.5	8.00	18,809,863	150,479	0.0700	10,534
281	Graham	Graham County	363.1	8.00	42,116,647	336,933	0.0000	0
214	Grant	Ulysses	1,610.4	3.00	333,584,637	1,001,654	0.0000	0
102	Gray	Cimarron-Ensign	658.7	0.00	34,668,757	0	0.3300	0
371	Gray	Montezuma	234.3	1.99	14,739,111	29,331	0.1400	4,106
476	Gray	Copeland	120.0	1.99	11,955,670	23,792	0.0000	0
477	Gray	Ingalls	229.0	3.99	16,175,002	64,538	0.0700	4,518
200	Greeley	Greeley County	211.8	3.99	35,620,577	142,126	0.0000	0
886	Greenwood	Madison-Virgil	230.2	0.00	12,913,598	0	0.2500	0
389	Greenwood	Eureka	609.0	3.98	27,597,286	109,837	0.3600	39,541
390	Greenwood	Hamilton	93.5	0.97	7,048,023	6,837	0.0700	479
494	Hamilton	Syracuse	489.0	4.00	67,832,851	271,331	0.0000	0
361	Harper	Anthony-Harper	833.6	2.98	50,778,136	151,319	0.2100	31,777
511	Harper	Atlica	139.0	3.98	18,027,294	71,749	0.0000	0
369	Harvey	Burrton	237.7	4.00	15,808,686	63,235	0.1200	7,588
373	Harvey	Newton	3,401.6	4.00	143,389,489	573,558	0.4100	285,159
439	Harvey	Sedgwick	554.5	3.80	14,302,257	42,907	0.5700	24,457
440	Harvey	Halsstead	785.1	0.00	94,073,764	0	0.4100	0
460	Harvey	Hesston	812.0	1.40	35,700,366	49,981	0.4000	19,992
374	Haskell	Sublette	478.5	4.00	124,975,235	499,901	0.0000	0
507	Haskell	Sintanta	338.5	4.00	179,210,398	716,842	0.0000	0
227	Hodgeman	Jetmore	264.5	4.00	23,038,627	92,155	0.0000	0
228	Hodgeman	Hanston	74.5	8.00	8,447,023	67,576	0.0000	0
335	Jackson	North Jackson	376.5	0.00	14,573,504	0	0.4300	0
336	Jackson	Hohon	1,058.0	2.25	40,736,222	91,656	0.4600	42,162
337	Jackson	Mayetta	908.2	0.00	25,447,415	0	0.5600	0

9/21/2010			Col 1	Col 2	Col 3	Col 4	Col 5	Col 6
USD			2009-10	2009-10	2009-10	2009-10	2009-10	2009-10
No.	County Name	USD Name	FTE Enrollment (Includes MILT)	Capital Outlay Mill Levy	Total Assd. Valuation	Capital Outlay Taxes Levied	Capital Outlay Aid Rate	Capital Outlay Aid (Col 4 X Col 5)
338	Jefferson	Valley Falls	414.3	0.00	14,750,534	0	0.4800	0
339	Jefferson	Jefferson County	482.5	2.99	15,221,947	45,514	0.5200	23,667
340	Jefferson	Jefferson West	893.8	3.95	37,654,994	148,737	0.4300	63,957
341	Jefferson	Oskaloosa	539.1	0.00	29,535,454	0	0.3400	0
342	Jefferson	McLouth	491.5	0.00	28,664,944	0	0.2800	0
343	Jefferson	Perry	954.5	2.98	54,667,983	162,911	0.2400	39,099
107	Jewell	Rock Hills	292.0	0.00	26,875,331	0	0.2900	0
229	Johnson	Blue Valley	20,308.0	8.00	2,341,368,923	18,730,951	0.0000	0
230	Johnson	Spring Hill	2,828.3	0.00	127,733,446	0	0.2600	0
231	Johnson	Gardner-Edgerton	4,540.9	7.99	241,950,312	1,933,183	0.2500	483,296
232	Johnson	DeSoto	6,214.7	4.00	391,258,180	1,565,033	0.1900	297,356
233	Johnson	Olathe	25,478.4	2.99	1,808,544,484	5,407,548	0.0900	486,679
512	Johnson	Shawnee Mission	26,548.0	8.00	3,096,924,835	24,770,599	0.0000	0
215	Kearny	Lakin	628.5	4.99	204,870,192	1,022,302	0.0000	0
216	Kearny	Dearfield	246.9	4.49	67,303,894	302,195	0.0000	0
331	Kingman	Kingman	988.7	1.00	72,114,874	72,115	0.1300	9,375
332	Kingman	Cunningham	171.6	4.01	62,495,297	250,606	0.0000	0
422	Kiowa	Greensburg	203.8	4.01	37,637,657	150,927	0.0000	0
424	Kiowa	Muthville	222.0	0.00	29,160,331	0	0.0000	0
474	Kiowa	Haviland	141.8	4.00	20,321,557	81,286	0.0000	0
503	Labette	Parsons	1,235.0	3.97	53,898,482	213,977	0.4400	94,150
504	Labette	Oswego	465.0	0.00	10,962,447	0	0.6100	0
505	Labette	Chatopa - St. Paul	496.6	2.98	13,331,904	39,729	0.5800	23,043
506	Labette	Labette County	1,604.4	7.94	53,533,864	425,059	0.5300	225,281
468	Lane	Healy	92.5	3.96	7,423,635	29,398	0.0000	0
482	Lane	Dighton	243.5	7.91	38,681,601	305,971	0.0000	0
207	Leavenworth	Ft. Leavenworth	2,065.0	3.93	2,331,995	9,165	0.8300	7,607
449	Leavenworth	Easton	608.7	0.00	90,337,785	0	0.3700	0
453	Leavenworth	Leavenworth	3,823.0	0.00	192,772,925	0	0.3300	0
458	Leavenworth	Baselior-Linwood	2,121.6	1.99	126,740,150	252,213	0.2500	63,053
464	Leavenworth	Tonganoxie	1,860.9	6.99	90,082,018	629,324	0.3300	207,677
469	Leavenworth	Lansing	2,501.4	3.00	111,948,738	335,846	0.3800	127,622
298	Lincoln	Lincoln	340.0	3.11	23,325,863	74,098	0.1300	5,633
299	Lincoln	Sylvan Grove	138.4	0.00	13,215,765	0	0.0000	0
344	Linn	Pleasanton	323.0	0.00	13,661,932	0	0.4500	0
346	Linn	Jayhawk	519.1	3.99	29,034,465	115,848	0.2900	33,596
362	Linn	Prairie View	943.4	6.99	126,997,587	887,713	0.0000	0
274	Logan	Oakley	413.4	3.99	33,174,932	132,368	0.0000	0
275	Logan	Triplains	82.5	8.00	15,245,462	121,964	0.0000	0
251	Lyon	North Lyon Co.	506.6	4.07	28,455,054	141,422	0.2800	39,598
252	Lyon	Southern Lyon Co.	498.3	5.98	32,538,285	194,579	0.1800	35,024
253	Lyon	Emporia	4,328.1	0.00	172,891,727	0	0.4300	0
397	Marion	Centre	246.0	4.00	18,176,405	72,706	0.0400	2,908
398	Marion	Peabody-Burns	325.7	0.00	20,619,927	0	0.1800	0
408	Marion	Marion	579.5	0.00	28,973,538	0	0.3600	0
410	Marion	Durham-Hills	587.1	8.00	32,037,142	256,297	0.3000	76,889
411	Marion	Goessel	257.5	0.00	11,822,847	0	0.3600	0
364	Marshall	Marysville	719.2	7.93	60,021,571	475,971	0.0500	23,799
380	Marshall	Vermillion	529.1	0.00	22,259,980	0	0.4200	0
488	Marshall	Axtell	294.6	0.00	22,999,400	0	0.1000	0
498	Marshall	Valley Heights	967.0	4.99	15,636,186	78,025	0.4100	31,990
400	McPherson	Smoky Valley	993.5	4.73	53,264,674	251,942	0.3100	78,102
418	McPherson	McPherson	2,251.6	8.00	161,905,075	1,295,241	0.1000	129,524
419	McPherson	Canton-Galva	373.4	2.81	26,518,025	74,516	0.0800	5,961
423	McPherson	Moundridge	415.0	3.99	39,328,682	156,921	0.0000	0
448	McPherson	Inman	456.0	0.00	26,231,561	0	0.2600	0
225	Meade	Fowler	161.0	3.99	13,791,187	55,027	0.0100	550

9/21/2010			Col 1	Col 2	Col 3	Col 4	Col 5	Col 6
USD No.	County Name	USD Name	2009-10 FTE Enrollment (Includes MILT)	2009-10 Capital Outlay Mill Levy	2009-10 Total Assd. Valuation	2009-10 Capital Outlay Taxes Levied	2009-10 Capital Outlay Atd Rate	2009-10 Capital Outlay Atd (Col 4 X Col 5)
226	Meade	Meade	475.7	4.00	66,561,959	266,248	0.0000	0
367	Miami	Osawatomic	1,197.0	0.00	44,136,650	0	0.4400	0
368	Miami	Paola	2,028.1	5.99	132,273,894	792,321	0.1800	142,618
416	Miami	Louisburg	1,674.0	2.99	119,280,467	356,649	0.1000	95,665
272	Mitchell	Wacanda	357.3	2.99	21,204,907	63,403	0.2500	15,851
273	Mitchell	Belolt	746.9	7.99	44,910,012	358,831	0.2600	93,296
436	Montgomery	Caney	829.7	0.00	33,753,537	0	0.4500	0
445	Montgomery	Coffeyville	1,815.2	5.11	174,980,387	894,150	0.0000	0
446	Montgomery	Independance	1,837.7	2.17	106,012,042	290,046	0.2900	66,713
447	Montgomery	Cherryvale	885.1	0.00	27,430,124	0	0.6100	0
417	Morris	Morris County	750.9	1.99	53,776,565	107,015	0.1200	12,842
217	Morton	Rolla	199.5	4.60	92,826,308	427,001	0.0000	0
218	Morton	Elkhart	638.9	5.34	84,339,565	492,543	0.0000	0
441	Nemaha	Sabetha	924.6	8.07	44,592,107	356,737	0.3700	131,993
442	Nemaha	Nemaha Valley	436.1	0.00	32,805,665	0	0.1000	0
451	Nemaha	B & B	186.5	0.00	12,978,584	0	0.2000	0
101	Neosho	Erie	508.5	0.00	50,236,674	0	0.0100	0
413	Neosho	Chanute	1,810.9	0.00	65,516,207	0	0.4800	0
106	Ness	Western Plains	164.0	4.00	29,542,258	118,169	0.0000	0
903	Ness	Ness City	291.0	4.00	32,243,708	128,975	0.0000	0
211	Norton	Norton	688.9	1.99	23,652,773	47,069	0.4800	22,593
212	Norton	Northern Valley	195.0	4.98	9,023,219	44,936	0.3700	16,626
213	Norton	West Solomon	98.0	0.00	9,817,459	0	0.0000	0
420	Osage	Osage City	642.7	4.00	27,044,931	108,180	0.4200	45,435
421	Osage	Lyndon	428.0	1.99	20,452,523	40,701	0.3600	14,652
434	Osage	Santa Fe	1,061.4	1.49	44,885,974	66,880	0.4300	28,758
434	Osage	Burlingame	317.0	0.00	11,149,849	0	0.4900	0
456	Osage	Marais Des Cygnes	266.0	0.00	14,677,559	0	0.2900	0
392	Osborne	Osborne	331.9	0.00	16,438,675	0	0.3900	0
239	Ottawa	North Ottawa Co.	619.2	1.00	31,606,753	31,607	0.3200	10,114
240	Ottawa	Twin Valley	606.5	0.00	28,184,720	0	0.3900	0
495	Pawnee	Pl. Larned	885.0	5.98	45,145,702	269,971	0.3200	86,391
496	Pawnee	Pawnee Heights	146.1	1.98	10,623,820	21,035	0.1100	2,314
110	Phillips	Thunder Ridge	236.5	3.99	14,052,990	56,071	0.3000	16,821
325	Phillips	Phillipsburg	628.1	2.00	26,286,942	52,574	0.4200	22,081
326	Phillips	Logan	183.5	1.70	13,131,843	22,324	0.0000	0
320	Pottawatomie	Wamego	1,305.5	0.99	67,845,745	67,167	0.3100	20,822
321	Pottawatomie	Kaw Valley	1,121.6	8.00	212,793,119	1,702,345	0.0000	0
322	Pottawatomie	Onaga	320.5	0.00	17,535,317	0	0.2900	0
323	Pottawatomie	Westmoreland	845.1	0.00	36,922,919	0	0.3800	0
382	Pratt	Pratt	1,115.2	4.00	84,486,925	337,048	0.2100	70,969
438	Pratt	Skyline	342.4	0.00	26,398,613	0	0.0500	0
105	Rawlins	Rawlins County	312.2	8.00	21,997,124	175,977	0.0700	12,318
308	Reno	Hutchinson	4,653.5	3.95	195,488,169	772,178	0.4000	308,871
309	Reno	Nickerson	1,140.7	1.99	60,369,282	120,135	0.2900	34,839
310	Reno	Fairfield	304.6	5.95	32,103,683	191,017	0.0000	0
311	Reno	Pretty Prairie	258.4	0.00	14,915,067	0	0.2800	0
312	Reno	Haven	997.9	2.49	54,873,155	136,634	0.2600	35,525
313	Reno	Bufler	2,140.3	8.00	120,707,497	965,660	0.2800	270,385
109	Republic	Republic County	471.8	2.00	34,207,553	68,415	0.1100	7,528
426	Republic	Plks Valley	247.0	1.00	12,260,259	12,260	0.3500	4,291
976	Rice	Sterling	530.5	0.19	23,905,224	4,542	0.4100	1,862
401	Rice	Chase	138.5	8.31	17,312,442	138,500	0.0000	0
405	Rice	Lyons	799.4	0.50	35,672,943	17,836	0.3900	6,956
444	Rice	Little River	316.5	7.39	28,522,352	210,780	0.0000	0
378	Riley	Riley County	698.5	6.00	34,217,047	205,902	0.3200	65,697
383	Riley	Manhattan	5,953.8	5.50	519,831,267	2,859,072	0.0000	0

9/21/2010			Col 1	Col 2	Col 3	Col 4	Col 5	Col 6
			2009-10	2009-10	2009-10	2009-10	2009-10	2009-10
USD No.	County Name	USD Name	FTE Enrollment (includes MLC)	Capital Outlay Mill Levy	Total Assd. Valuation	Capital Outlay Taxes Levied	Capital Outlay Aid Rate	Capital Outlay Aid (Col 4 X Col 5)
384	Riley	Blue Valley	217.5	0.00	15,958,654	0	0.0200	0
259	Rooks	Palco	147.5	8.00	32,408,773	259,270	0.0000	0
270	Rooks	Plainville	356.6	6.00	41,674,133	250,045	0.0000	0
271	Rooks	Stockton	288.3	8.00	25,943,205	207,546	0.0000	0
395	Rush	LaCrosse	204.5	2.83	20,377,543	58,076	0.0500	2,904
403	Rush	Oils-Bison	177.0	2.99	18,488,518	55,281	0.0000	0
399	Russell	Paradise	122.3	8.00	24,329,925	194,639	0.0000	0
407	Russell	Russell	944.6	6.00	73,151,723	498,910	0.0000	0
305	Saline	Salina	7,036.0	5.99	429,038,448	2,569,940	0.2200	565,387
306	Saline	Southeast of Saline	690.8	2.99	60,084,430	179,652	0.0000	0
307	Saline	El-Saline	466.0	3.98	19,898,697	79,197	0.4100	32,471
466	Scott	Scott County	868.7	6.00	77,189,904	463,139	0.0000	0
259	Sedgwick	Wichita	46,225.0	7.00	2,654,710,633	18,582,974	0.2500	4,645,744
260	Sedgwick	Dorby	6,254.3	4.00	376,719,530	1,506,878	0.2700	406,857
261	Sedgwick	Haysville	4,782.4	5.98	131,742,606	787,821	0.5600	441,180
262	Sedgwick	Valley Center	2,553.7	4.06	109,871,289	446,077	0.4200	187,353
263	Sedgwick	Milvano	1,850.0	3.99	60,800,858	242,595	0.5100	123,724
264	Sedgwick	Clearwater	1,273.4	7.92	56,912,578	450,748	0.3900	175,792
265	Sedgwick	Goddard	4,887.0	5.99	219,631,539	1,315,593	0.4000	526,237
266	Sedgwick	Malze	6,378.9	3.50	332,953,704	1,165,338	0.3300	384,562
267	Sedgwick	Renwick	1,945.7	5.99	93,413,748	559,548	0.3600	201,437
268	Sedgwick	Cheney	782.8	8.00	32,032,024	256,256	0.4400	112,753
480	Seward	Liberal	4,363.0	0.00	188,858,320	0	0.3800	0
483	Seward	Kismet-Plains	725.0	6.00	88,377,686	530,266	0.0000	0
345	Shawnee	Seaman	3,546.5	8.00	217,499,325	1,739,985	0.2200	382,799
372	Shawnee	Silver Lake	742.9	3.49	28,228,919	98,519	0.4500	44,334
437	Shawnee	Auburn Washburn	5,408.5	3.43	491,013,926	1,478,378	0.0100	14,784
450	Shawnee	Shawnee Heights	3,403.0	8.00	171,320,674	1,370,637	0.3300	452,310
501	Shawnee	Topeka	13,219.4	6.68	621,732,394	4,153,172	0.3500	1,453,610
412	Shoridan	Hoxie	286.7	2.90	28,500,256	82,651	0.0000	0
352	Sherman	Goodland	899.5	0.00	61,341,711	0	0.1400	0
237	Smith	Smith Center	433.0	3.99	23,608,382	94,197	0.2900	27,317
349	Stafford	Stafford	268.8	3.86	16,079,598	62,067	0.1800	11,172
350	Stafford	St. John-Hudson	327.5	0.00	33,026,245	0	0.0000	0
351	Stafford	Macksville	264.1	4.00	34,993,594	139,974	0.0000	0
462	Stanton	Stanton County	462.5	4.00	105,445,284	421,781	0.0000	0
209	Stevens	Moscow	187.8	3.99	108,318,942	432,193	0.0000	0
210	Stevens	Hugoton	985.7	3.00	334,274,255	1,002,823	0.0000	0
353	Sumner	Wollington	1,648.3	4.99	63,851,889	318,621	0.4500	143,379
356	Sumner	Conway Springs	518.8	0.00	19,292,220	0	0.4700	0
357	Sumner	Bella Plaine	656.5	0.00	20,183,930	0	0.5500	0
358	Sumner	Oxford	989.5	0.00	15,712,812	0	0.3400	0
359	Sumner	Argonia	179.5	3.90	12,582,264	49,071	0.1400	6,870
360	Sumner	Caldwell	234.0	4.71	14,123,167	66,520	0.1900	12,639
509	Sumner	South Haven	222.0	0.00	8,273,184	0	0.4100	0
314	Thomas	Brawstar	98.0	5.00	9,471,640	47,358	0.0000	0
315	Thomas	Colby	916.5	0.00	60,558,814	0	0.2100	0
316	Thomas	Golden Plains	204.5	4.00	8,598,193	84,393	0.3500	12,037
208	Trego	WaKeeney	411.2	4.00	33,665,670	134,663	0.0000	0
329	Wabamsee	Alma	470.0	0.00	33,537,794	0	0.0800	0
330	Wabamsee	Wabamsee East	500.5	3.99	31,334,930	125,826	0.1800	22,505
241	Wallace	Wallace	198.5	3.99	18,531,341	73,941	0.0000	0
242	Wallace	Waskon	109.0	3.23	6,428,752	20,765	0.1100	2,284
108	Washington	Washington Co. Schools	396.5	0.00	27,092,154	0	0.1800	0
228	Washington	Barnes	329.7	3.99	25,541,558	101,911	0.1000	10,191
224	Washington	Clifton-Clyde	278.5	0.00	22,668,602	0	0.0600	0
467	Wichita	Leoti	427.5	3.99	28,009,747	111,759	0.1500	16,764

9/21/2010			Col 1	Col 2	Col 3	Col 4	Col 5	Col 6
USD No.	County Name	USD Name	2009-10 FTE Enrollment (Includes MIT)	2009-10 Capital Outlay Mill Levy	2009-10 Total Assd. Valuation	2009-10 Capital Outlay Taxes Levied	2009-10 Capital Outlay Aid Rate	2009-10 Capital Outlay Aid (Col 4 X Col 5)
387	Wilson	Altoona-Midway	182.7	0.00	29,183,694	0	0.0000	0
461	Wilson	Neodesha	717.2	0.00	34,867,402	0	0.4000	0
484	Wilson	Fredonia	730.0	3.96	46,552,211	184,947	0.2500	46,087
366	Woodson	Woodson	398.3	0.00	23,054,150	0	0.2200	0
202	Wyandotte	Turner	3,771.6	8.00	141,589,597	1,132,717	0.4300	487,068
203	Wyandotte	Piper	1,630.5	8.00	156,768,915	1,254,151	0.0000	0
204	Wyandotte	Bonner Springs	2,358.8	8.00	146,730,308	1,173,842	0.1700	199,553
500	Wyandotte	Kansas City	18,735.7	8.00	727,665,821	5,821,327	0.4100	2,386,744
TOTALS			459,362.3		30,251,084,206	155,979,578		21,989,096

4



Kathleen Sebelius, Governor
Duane A. Goossen, Director

<http://budget.ks.gov>

July 14, 2009

Kent Olson, Director
Division of Accounts and Reports
Landon State Office Building, 3rd Floor
Topeka, KS 66612

Attn: Martin Eckhardt

Dear Mr. Olson:

Pursuant to the allotment process as set forth in KSA 75-3722, the Division of the Budget has detailed the allotment reductions announced by the Governor on July 2, 2009, to the specific budget units as they relate to each agency. The Division of the Budget is transmitting these amounts for entry into the accounting system. The attached spreadsheet shows the reductions for State General Fund accounts.

Please note that, in addition to the allotment reductions in the accounts, a few that fall into the category of revenue transfers constitute a stoppage of transfers from the State General Fund. For accounting purposes, these items are included with the SGF reductions on the attached spreadsheet.

Please contact our office in the event that you have questions regarding the reductions.


Sincerely,

A handwritten signature in black ink, appearing to read "Duane A. Goossen", written in a cursive style.

Duane A. Goossen
Director of the Budget

State General Fund Allotment
July 14, 2009

Agcy No	Agency Name	Budget Unit	Budget Unit Name	Allotment Reduction
629	Social & Rehab Services	4040	CHILDRENS MENTAL HEALTH INITIATIVE	--
629	Social & Rehab Services	5010	VOCATIONAL REHAB AID AND ASSISTANCE	--
629	Social & Rehab Services	7020	YOUTH SERVICES AID AND ASSISTANCE	--
Department of Social & Rehabilitation Services Total				\$ (5,669,098)
634	State Conservation Commission	1010	OPERATING EXPENDITURES	--
634	State Conservation Commission	1014	OPERATING EXPENDITURES-Official Hospitality	--
State Conservation Commission Total				\$ --
652	Department of Education	0053	OPERATING EXPEND (INCLUD OFFICIAL H	--
652	Department of Education	0055	OPERATING EXPEND-KANSAS TRAINING MOD	--
652	Department of Education	0100	KPERS-EMPLOYER CONTRIBUTIONS	(3,650,000)
652	Department of Education	0230	SCHOOL SAFETY HOTLINE	--
652	Department of Education	0290	SCHOOL DIST JUV DETENT FAC & FLINT	(2,451,322)
652	Department of Education	0320	SCHOOL FOOD ASSISTANCE	--
652	Department of Education	0400	SGF-DISCRETIONARY GRANTS	--
652	Department of Education	0410	Disc.Grnts--After School Programs	(150,000)
652	Department of Education	0440	MENTOR TEACHER PROGRAM GRANTS	--
652	Department of Education	0450	KANSAS FOUND FOR AGRICULTURE PROJ G	--
652	Department of Education	0630	EDUC DEAF, BLIND, HANDICAP CHILD PG	--
652	Department of Education	0700	SPECIAL EDUCATION SERVICES AID	--
652	Department of Education	0770	GOVERNORS TEACHING EXCELLENCE AWAR	--
652	Department of Education	0820	GENERAL STATE AID	(39,114,424)
652	Department of Education	0840	SUPPLEMENTAL GENERAL STATE AID	--
Department of Education Total				\$ (45,365,746)
660	Topeka Correctional Facility	0303	FACILITIES OPERATIONS	--
660	Topeka Correctional Facility	0304	FACILITIES OPERATIONS-Official Hospitality	--
Topeka Correctional Facility Total				\$ --
677	Judiciary	0103	JUDICIARY OPERATIONS	--
677	Judiciary	0104	JUDICIARY OPERATION-OFFICIAL HOSPIT	--
677	Judiciary	0109	JUDICIARY OPERATIONS-CONTINGENCIES	--
Judiciary Total				\$ --
682	University of Kansas	0023	OPERATING EXPEND-INCLUDING OFFICIAL	--
682	University of Kansas	0170	GEOLOGICAL SURVEY	--
682	University of Kansas	0300	SCHOOL OF PHARMACY EXPANSION PLANNI	--
682	University of Kansas	0370	UMBILICAL CORD MATRIX PROJECT	--
University of Kansas Total				\$ --
683	KU Medical Center	0503	OPERATING EXPEND (INCLUD OFFICIAL H	--
683	KU Medical Center	0600	MEDICAL SCHOLS & LOANS	--
683	KU Medical Center	0700	CANCER CENTER	--
University of Kansas Medical Center Total				\$ --
694	Comm on Vet Affairs	0103	AGENCY ADMINISTRATION	--
694	Comm on Vet Affairs	0203	OPERATING EXPENDITURES-VETERANS AFF	--
694	Comm on Vet Affairs	0403	OPERATING EXPEND-KANSAS SOLDIERS H	--
694	Comm on Vet Affairs	0503	OPERATING EXPEND-KANSAS VETERANS HO	--
694	Comm on Vet Affairs	0703	OPERATIONS-STATE VETERANS CEMETERIE	--
694	Comm on Vet Affairs	0713	SGF-OPS-ST VET CEMETARIES-OFF HOSP	--
694	Comm on Vet Affairs	0803	SGF-ADD OPS SOLDIERS/VETS HOMES	--
694	Comm on Vet Affairs	0903	VETERANS CLAIM ASST PGM-SERVICE GRA	--
Commission on Veterans Affairs Total				\$ --


KANSAS
DIVISION OF THE BUDGET

Kathleen Sebellius, Governor
Duane A. Goossen, Director

<http://budget.ks.gov>

December 23, 2009

G 3000089

G 3000090

Kent Olson, Director
Division of Accounts and Reports
Landon State Office Building, 3rd Floor
Topeka, KS 66612

Attn: Martin Eckhardt


Dear Mr. Olson:

Pursuant to the allotment process as set forth in KSA 75-3722, the Division of the Budget has detailed the allotment reductions announced by the Governor on November 23, 2009, to the specific budget units as they relate to each agency. The Division of the Budget is transmitting these amounts for entry into the accounting system. The attached spreadsheet shows the reductions for State General Fund accounts.

Please note that, in addition to the allotment reductions in the accounts, a few that fall into the category of revenue transfers constitute a stoppage of transfers from the State General Fund. For accounting purposes, these items are included with the SGF reductions on the attached spreadsheet.

Please contact our office in the event that you have questions regarding the reductions.

Sincerely,



Duane A. Goossen
Director of the Budget

State General Fund Allotment
December 23, 2009

Agcy No	Agency Name	Budget Unit	Budget Unit Name	November 2009 Allotment Reduction
434	State Library	0420	GRNTS TO LIB & LIB SYST-LOAN DEVBLO	(39,707)
434	State Library	0430	GRNTS TO LIB & LIB SYST-TALKING BOO	(5,000)
	State Library Total			\$ (140,707)
446	Lieutenant Governor	0100	OPERATIONS	(11,518)
	Office of the Lieutenant Governor Total			\$ (11,518)
494	Osawatimie State Hospital	0100	OPERATING EXPENDITURES	(460,053)
	Osawatimie State Hospital Total			\$ (460,053)
507	Parsons St Hosp & Trng Center	0100	OPERATING EXPENDITURES	(2,944,970)
	Parsons State Hospital & Training Center Total			\$ (2,944,970)
521	Department of Corrections	0040	COMMUNITY CORRECTIONAL CONSERVATION	(945)
521	Department of Corrections	0151	OFFENDER PROGRAMS	(647,194)
521	Department of Corrections	0152	MEDICAL AND MENTAL HEALTH CARE	(196,192)
521	Department of Corrections	0154	KUPI CONTRACT	(2,300)
521	Department of Corrections	0220	COMMUNITY CORRECTIONS	(480,000)
521	Department of Corrections	0303	FACILITIES OPERATIONS	(272,000)
521	Department of Corrections	0510	LOCAL JAIL PAYMENTS	(261,000)
521	Department of Corrections	0520	DAY REPORTING CENTER STATE MATCH	(172,526)
521	Department of Corrections	0603	CBNT ADMIN OPS & PAROLE/POST RELEAS	(1,483,413)
	Department of Corrections Total			\$ (3,515,570)
555	Rainbow MH Facility	0100	OPERATING EXPENDITURES	(38,866)
	Rainbow Mental Health Facility Total			\$ (38,866)
561	Board of Regents	0280	PEI INFRASTRUCTURE-DEBT SERVICE	(38,114)
561	Board of Regents	0610	POSTSECONDARY EDUCATION OPERATING C	(6,990,976)
	Board of Regents Total			\$ (7,029,090)
562	Court of Tax Appeals	0103	OPERATING EXPENDITURES	(42,807)
	Court of Tax Appeals Total			\$ (42,807)
565	Department of Revenue	0303	OPERATING EXPENDITURES	(506,484)
	Department of Revenue Total			\$ (506,484)
581	Norton Correctional Facility	0303	FACILITIES OPERATIONS	(498)
	Norton Correctional Facility			\$ (498)
604	School for the Blind	0303	OPERATING EXPENDITURES	(164,273)
604	School for the Blind	0502	ARTS FOR THE HANDICAPPED	(4,208)
	School for the Blind Total			\$ (168,481)
610	School for the Deaf	0303	OPERATING EXPENDITURES	(271,930)
	School for the Deaf Total			\$ (271,930)
626	Sentencing Commission	0600	SB 123 Drug Treatment	(1,134,117)
	Sentencing Commission Total			\$ (1,134,117)
629	Social & Rehab Services	3010	COMMUNITY MH CTRS SUPPLEMENTAL FUND	(1,569,049)
629	Social & Rehab Services	4010	MENT HLTH & RETARDATION SERVICES AID & A	(7,703,586)
629	Social & Rehab Services	7020	YOUTH SERVICES AID AND ASSISTANCE	(2,998,702)
	Department of Social & Rehabilitation Services Total			\$ (12,271,337)
634	State Conservation Commission	1010	OPERATING EXPENDITURES	(23,072)
	State Conservation Commission Total			\$ (23,072)
652	Department of Education	0053	OPERATING EXPEND (INCLUD OFFICIAL H	(332,239)
652	Department of Education	0100	KPERS-EMPLOYER CONTRIBUTIONS	(1,097,187)
652	Department of Education	0230	SCHOOL SAFETY HOTLINE	(350)
652	Department of Education	0290	SCHOOL DIST JUV DETENT FAC & FLINT	(398,574)

State General Fund Allotment

December 23, 2009

Agy No	Agency Name	Budget Unit	Budget Unit Name	November 2009 Allotment Reduction
652	Department of Education	0320	SCHOOL FOOD ASSISTANCE	(75,315)
652	Department of Education	0400	SGF-DISCRETIONARY GRANTS	(12,600)
652	Department of Education	0410	Disc. Grnts--After School Programs	(8,500)
652	Department of Education	0440	MENTOR TEACHER PROGRAM GRANTS	(43,500)
652	Department of Education	0770	GOVBRNORS TEACHING EXCELLENCE AWAR	(1,923)
652	Department of Education	0820	GENERAL STATE AID*	(10,431,607)
652	Department of Education	0840	SUPPLEMENTAL GENERAL STATE AID	(85,949,000)
Department of Education Total				\$ (98,350,795)
660	Topeka Correctional Facility	0303	FACILITIES OPERATIONS	(66,771)
Topeka Correctional Facility				\$ (66,771)
694	Comm on Vet Affairs	0103	AGENCY ADMINISTRATION	(46,015)
694	Comm on Vet Affairs	0203	OPERATING EXPENDITURES-VETERANS AFF	(53,052)
694	Comm on Vet Affairs	0403	OPERATING EXPEND-KANSAS SOLDIERS H	(436,985)
694	Comm on Vet Affairs	0503	OPERATING EXPEND-KANSAS VETERANS HO	(173,896)
694	Comm on Vet Affairs	0803	SGF-ADD OPS SOLDIERS/VETS HOMES	(84,574)
694	Comm on Vet Affairs	0903	VETERANS CLAIM ASST POM-SERVICE GRA	(23,754)
Commission on Veterans Affairs Total				\$ (818,276)
709	Kansas Water Office	0320	RESERVOIR STORAGE BENEFICIAL USB AC	(526,007)
Kansas Water Office Total				\$ (526,007)
710	Dept of Wildlife & Parks	0003	OPERATING EXPENDITURES	(171,991)
710	Dept of Wildlife & Parks	0100	REIMBRSM'T ANNL LICENSES TO NG MEMB	(41,470)
710	Dept of Wildlife & Parks	0200	REIMDRSMT ANNL PRK PERMITS-NG MEMBR	(167,009)
710	Dept of Wildlife & Parks	0900	REIM ANNUAL LIC TO KS DISABLED VETE	(54,406)
Department of Wildlife & Parks Total				\$ (434,876)
Total--State General Fund Allotments to Expenditure Authority				\$ (143,280,117)
State General Fund Transfers				
670	State Treasurer	Transfer	Bioscience Development & Investment Fund (Fund 9510)	\$ (5,000,000)
Grand Total--State General Fund				\$ (148,280,117)

*Amount allotted from General State Aid is reduced \$25,600,000 to reflect savings from not making the Capital Outlay State Aid Transfer.