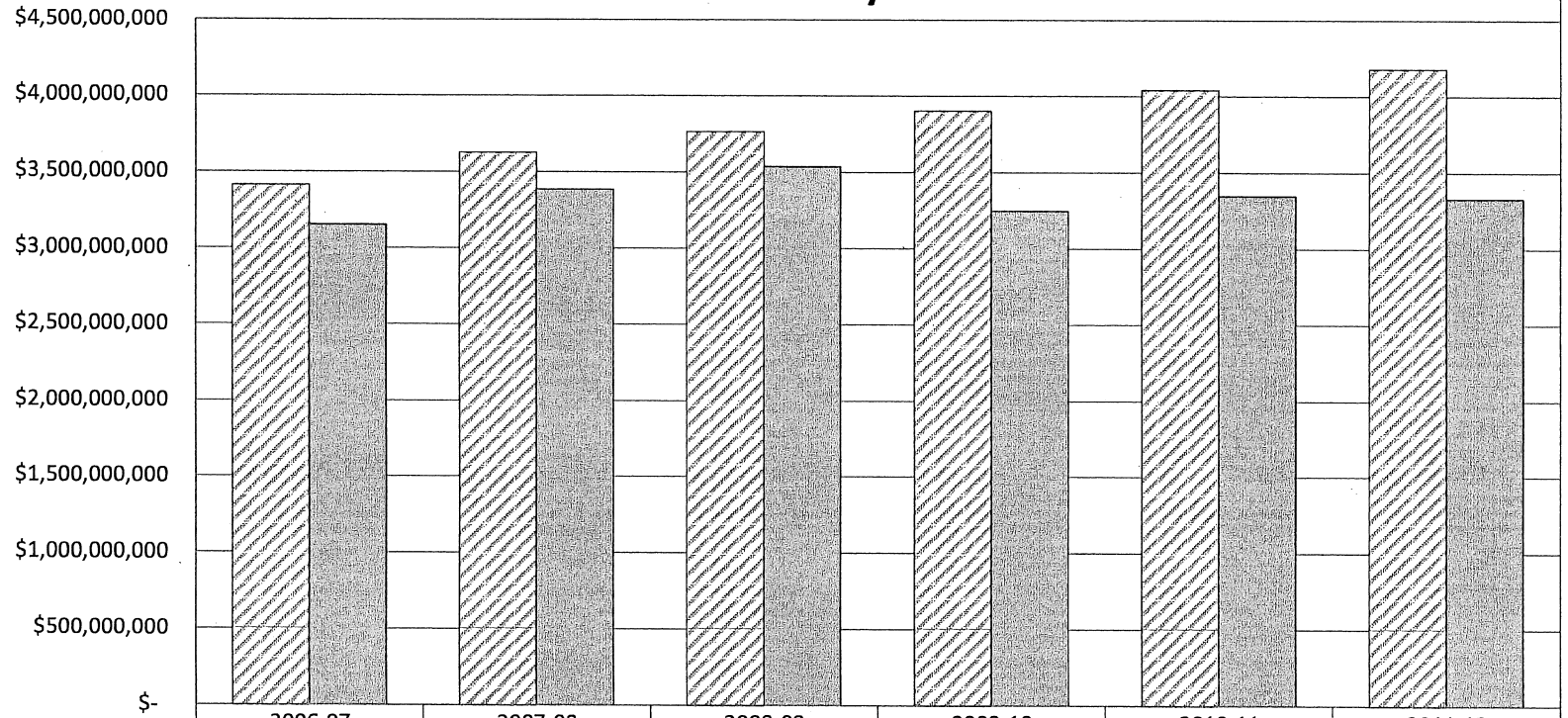



### How close are we to LPA study?



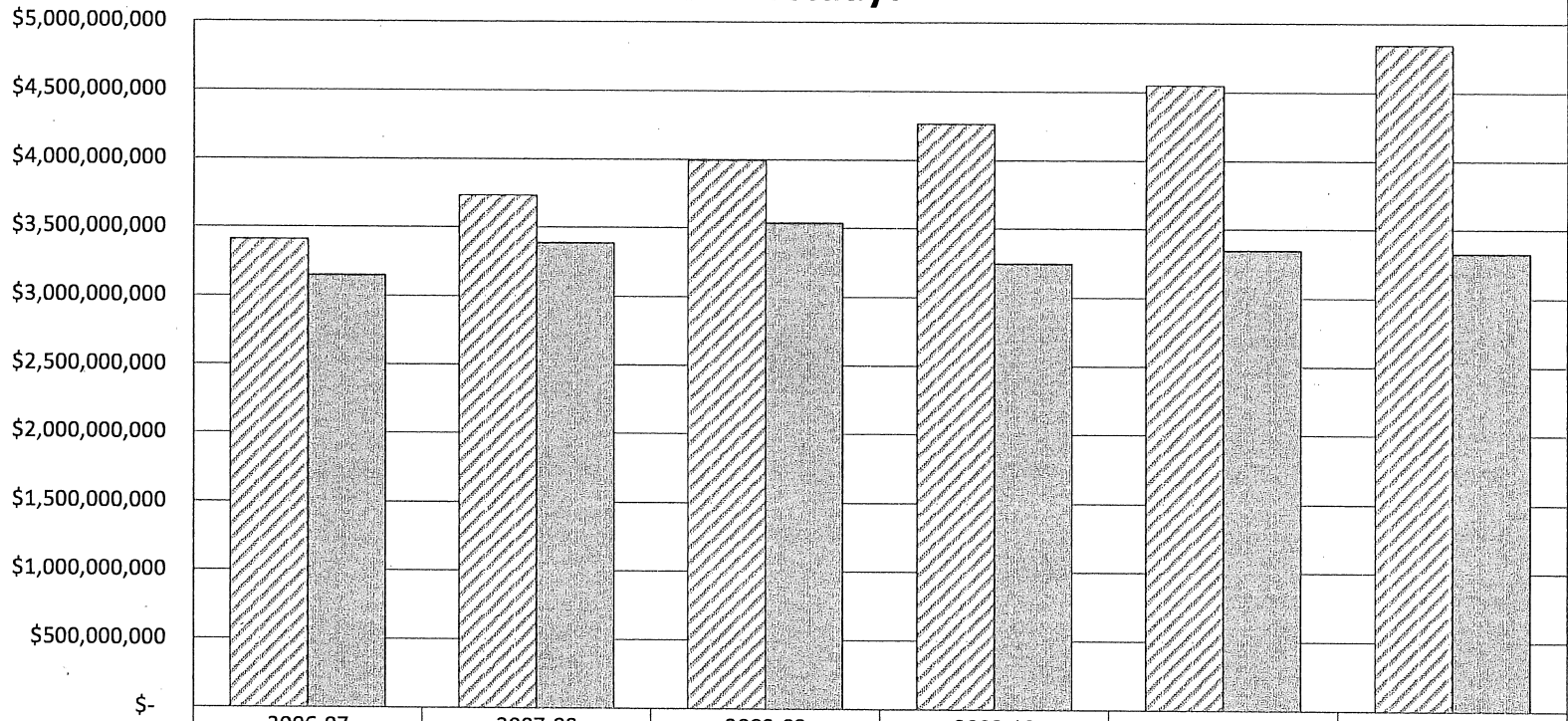
	2006-07	2007-08	2008-09	2009-10	2010-11	2011-12
▨ LPA Foundation Level + Supplemental Aid	\$3,411,863,866	\$3,626,166,104	\$3,764,349,625	\$3,902,540,409	\$4,041,402,023	\$4,179,592,806
▩ Actual General Fund + Supplemental Aid	\$3,150,717,314	\$3,387,683,728	\$3,536,713,535	\$3,246,197,689	\$3,348,981,012	\$3,329,810,565

LPA: data from Plaintiffs' Exhibit 197

Actual: data from Defendant's Exhibits 1074, 1075, 1076, 1077, Plaintiffs' Exhibits 11, 12, & 22



### How close are we to LPA study?



	2006-07	2007-08	2008-09	2009-10	2010-11	2011-12
☑ LPA Foundation Level + Supplemental Aid, Inflated	\$3,411,863,866	\$3,734,951,087	\$3,993,598,517	\$4,264,411,274	\$4,548,633,582	\$4,845,293,581
☒ Actual General Fund + Supplemental Aid	\$3,150,717,314	\$3,387,683,728	\$3,536,713,535	\$3,246,197,689	\$3,348,981,012	\$3,329,810,565

LPA: data from Plaintiffs' Exhibit 197, **Inflated 3%**  
 Actual: data from Defendant's Exhibits 1074, 1075, 1076, 1077, Plaintiffs' Exhibits 11, 12, & 22

**Calculation of LPA foundation level + Supplemental Aid, not Inflated  
(Same as State's large exhibit)**

Exhibit		
197	2006-07 LPA foundation level	\$ 3,151,289,271
197	2006-07 Supplemental Aid	\$ 260,574,595
		\$ 3,411,863,866
197	2007-08 LPA foundation level	\$ 3,349,417,195
197	2007-08 Supplemental Aid	\$ 276,748,909
		\$ 3,626,166,104
197	2008-09 LPA foundation level	\$ 3,476,962,046
197	2008-09 Supplemental Aid	\$ 287,387,579
		\$ 3,764,349,625
197	2009-10 LPA foundation level	\$ 3,604,506,896
197	2009-10 Supplemental Aid	\$ 298,033,513
		\$ 3,902,540,409
197	2010-11 LPA foundation level	\$ 3,732,670,897
197	2010-11 Supplemental Aid	\$ 308,731,126
		\$ 4,041,402,023
197	2011-12 LPA foundation level	\$ 3,860,215,747
197	2011-12 Supplemental Aid	\$ 519,377,059
		\$ 4,179,592,806

197 All numbers on Exhibit 197 LPA Estimates are in 2006-07 dollars  
 197 The LPA Estimates did NOT include total LOB. They included LOB state aid.  
 14 for example, the total LOB for 2006-07 \$ 760,708,788  
 State's exhibit is not adding apples to apples

**Calculation of Actual General Fund + Supplemental Aid, Actual dollars**

Exhibit			Difference
1074	2006-07 General Fund	\$ 2,883,630,378	
1074	2006-07 Supplemental Aid	\$ 267,086,936	
	2006-07	\$ 3,150,717,314	\$ (261,146,552)
1075	2007-08 General Fund	\$ 3,079,865,005	
1075	2007-08 Supplemental Aid	\$ 307,818,723	
	2007-08	\$ 3,387,683,728	\$ (238,482,376)
1076	2008-09 General Fund	\$ 3,213,190,004	
1076	2008-09 Supplemental Aid	\$ 323,523,531	
	2008-09	\$ 3,536,713,535	\$ (227,636,090)
1077	2009-10 General Fund	\$ 2,992,939,025	
1077	2009-10 Supplemental Aid	\$ 253,258,664	
	2009-10	\$ 3,246,197,689	\$ (656,342,720)
11	2010-11 General Fund	\$ 3,010,251,460	
22, 2nd pg	2010-11 Supplemental Aid	\$ 338,729,552	
	2010-11	\$ 3,348,981,012	\$ (692,421,011)
12	2011-12 General Fund	\$ 2,990,598,565	
22, 2nd pg	2011-12 Supplemental Aid	\$ 339,212,000	
	2011-12	\$ 3,329,810,565	\$ (849,782,241)

**Calculation of LPA foundation level + Supplemental Aid, 3% Inflation  
(Same as State's large exhibit)**

Exhibit		
197	2006-07 LPA foundation level	\$ 3,151,289,271
197	2006-07 Supplemental Aid	\$ 260,574,595
		\$ 3,411,863,866
197	2007-08 LPA foundation level	\$ 3,449,899,711
197	2007-08 Supplemental Aid	\$ 285,051,376
		\$ 3,734,951,087
197	2008-09 LPA foundation level	\$ 3,688,709,035
197	2008-09 Supplemental Aid	\$ 304,889,483
		\$ 3,993,598,517
197	2009-10 LPA foundation level	\$ 3,938,742,007
197	2009-10 Supplemental Aid	\$ 325,669,267
		\$ 4,264,411,274
197	2010-11 LPA foundation level	\$ 4,201,153,979
197	2010-11 Supplemental Aid	\$ 347,479,602
		\$ 4,548,633,582
197	2011-12 LPA foundation level	\$ 4,475,048,037
197	2011-12 Supplemental Aid	\$ 370,245,544
		\$ 4,845,293,581

**Calculation of Actual General Fund + Supplemental Aid, Actual dollars**

Exhibit			Difference
1074	2006-07 General Fund	\$ 2,883,630,378	
1074	2006-07 Supplemental Aid	\$ 267,086,936	
	2006-07	\$ 3,150,717,314	\$ (261,146,552)
1075	2007-08 General Fund	\$ 3,079,865,005	
1075	2007-08 Supplemental Aid	\$ 307,818,723	
	2007-08	\$ 3,387,683,728	\$ (347,267,359)
1076	2008-09 General Fund	\$ 3,213,190,004	
1076	2008-09 Supplemental Aid	\$ 323,523,531	
	2008-09	\$ 3,536,713,535	\$ (456,884,982)
1077	2009-10 General Fund	\$ 2,992,939,025	
1077	2009-10 Supplemental Aid	\$ 253,258,664	
	2009-10	\$ 3,246,197,689	\$ (1,018,213,585)
11	2010-11 General Fund	\$ 3,010,251,460	
22, 2nd pg	2010-11 Supplemental Aid	\$ 338,729,552	
	2010-11	\$ 3,348,981,012	\$ (1,199,652,570)
12	2011-12 General Fund	\$ 2,990,598,565	
22, 2nd pg	2011-12 Supplemental Aid	\$ 339,212,000	
	2011-12	\$ 3,329,810,565	\$ (1,515,483,016)

